


Track your copy and printing costs





Print Details per User

Page 4



Print/Copy Cost per User

Page 6



Print/Copy Cost per Department

Page 8



Print/Copy Cost per Device

Page 10



Cost Savings Report

Page 12




Time/Day Analyzis

Page 14

Track printing & copying costs and calculate savings

All organizations need to understand how their printing budget is being spent in order to control costs. The Statistics module in uniFLOW tracks printing and copying made on both network and local devices and stores this information in a database for later reporting. In the following you will find some of the uniFLOW reports based on true data from NT-ware's own system.



Track and Control Costs

■ The Statistics module in uniFLOW tracks printing and copying on both network and local devices and stores this information in a database for later reporting. Printers can be assigned up to four price profiles, to allow, for example, the finance department to track internal costs, external costs and the profit made for every page printed or copied. For companies who need to charge back costs to clients, users can be prompted to select a multi-level cost centre when printing or copying.

Variety of Reports

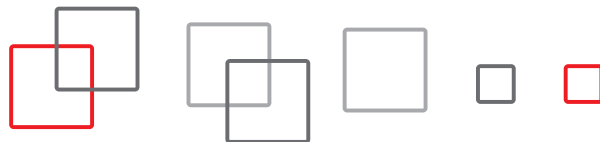
■ Over 40 standard reports are included in uniFLOW to show the data in a variety of different ways as required by the administrator or finance department. Reports can be scheduled to run automatically and email the data to specific people on a regular basis. The data can be exported in a number of different formats, including XML, for integration with back office accounting systems. New custom-made reports can be written using Crystal Reports® and imported directly into uniFLOW to extend the reporting capabilities to meet the organization's exact needs.

Make Savings Visible

■ The Statistics module includes reports showing the savings made by organizations using uniFLOW as part of their print strategy. In most organizations hundreds of pages of paper that have been printed but not collected by users are thrown away from output trays. uniFLOW can reduce this waste by storing jobs securely on the print server and only releasing them when the user has authenticated at the device. The financial and environmental savings resulting from this print reduction can be displayed in a statistics report.



Print Details per User



Prints/copies per user

01.10.2012 - 31.12.2012

Further Conditions


User	Group	Cost Center	Printer
LexJan Westra			

User: LexJan Westra (lexjanw)

Print Job Name	Product type	Printer	Print Date	Count	Price
Full page photo	Print A4 Color	Canon_iR_Adv_5030i	13.12.2012 16:59:05	1	0,11 €
	Duplex	Canon_iR_Adv_5030i	13.12.2012 16:59:05	0	0,00 €
Microsoft Outlook - Memo Style	Print A4 Color	Canon_iR_Adv_5030i	13.12.2012 16:45:16	1	0,11 €
	Duplex	Canon_iR_Adv_5030i	13.12.2012 16:45:16	0	0,00 €
Microsoft Outlook - Memo Style	Print A4 Color	Canon_iR_Adv_5030i	13.12.2012 16:45:04	1	0,11 €
	Duplex	Canon_iR_Adv_5030i	13.12.2012 16:45:04	0	0,00 €
Microsoft Outlook - Memo Style	Print A4	Canon_iR_Adv_5030i	13.12.2012 16:41:49	2	0,04 €
	Duplex	Canon_iR_Adv_5030i	13.12.2012 16:41:49	2	-0,01 €
Microsoft Outlook - Memo Style	Print A4	Canon_iR_Adv_5030i	13.12.2012 16:41:45	2	0,04 €
	Duplex	Canon_iR_Adv_5030i	13.12.2012 16:41:45	2	-0,01 €
Microsoft Outlook - Memo Style	Print A4	Canon_iR_Adv_5030i	13.12.2012 16:41:45	1	0,02 €
	Duplex	Canon_iR_Adv_5030i	13.12.2012 16:41:45	0	0,00 €
Microsoft Outlook - Memo Style	Print A4	Canon_iR_Adv_5030i	13.12.2012 16:41:45	1	0,02 €
	Duplex	Canon_iR_Adv_5030i	13.12.2012 16:41:45	0	0,00 €
... Marks 11 11 2012 -NT-ware.pdf	Print A4	Canon iR-ADV 6075 PCL6	29.11.2012 08:23:52	10	0,20 €
	Duplex	Canon iR-ADV 6075 PCL6	29.11.2012 08:23:52	10	-0,05 €
hardware_draft2.pdf	Print A4	Canon_iR_Adv_5030i	13.11.2012 11:12:41	12	0,24 €
	Duplex	Canon_iR_Adv_5030i	13.11.2012 11:12:41	12	-0,06 €
Leo Arch Workshop TOR.pdf	Print A4	Canon_iR_Adv_5030i	30.10.2012 12:42:12	4	0,08 €
	Duplex	Canon_iR_Adv_5030i	30.10.2012 12:42:12	4	-0,02 €
	Stapling	Canon_iR_Adv_5030i	30.10.2012 12:42:12	1	0,00 €
CUSA_HLX_integration_uF.pdf	Print A4	Canon_iR_Adv_5030i	11.10.2012 09:18:20	19	0,38 €
	Duplex	Canon_iR_Adv_5030i	11.10.2012 09:18:20	18	-0,09 €
...ord - Preparation interview JK	Print A4	Canon_iR_Adv_5030i	11.10.2012 09:18:17	1	0,02 €
	Duplex	Canon_iR_Adv_5030i	11.10.2012 09:18:17	0	0,00 €
...Std_Alpha_1c_ScanModified.pdf	Print A4	Canon iR-ADV 6075 PCL6	02.10.2012 12:33:52	46	0,92 €
	Duplex	Canon iR-ADV 6075 PCL6	02.10.2012 12:33:52	46	-0,23 €
	Stapling	Canon iR-ADV 6075 PCL6	02.10.2012 12:33:52	1	0,00 €
					1,82 €

	Price
Total	1,82 €

Print/Copy Cost per User



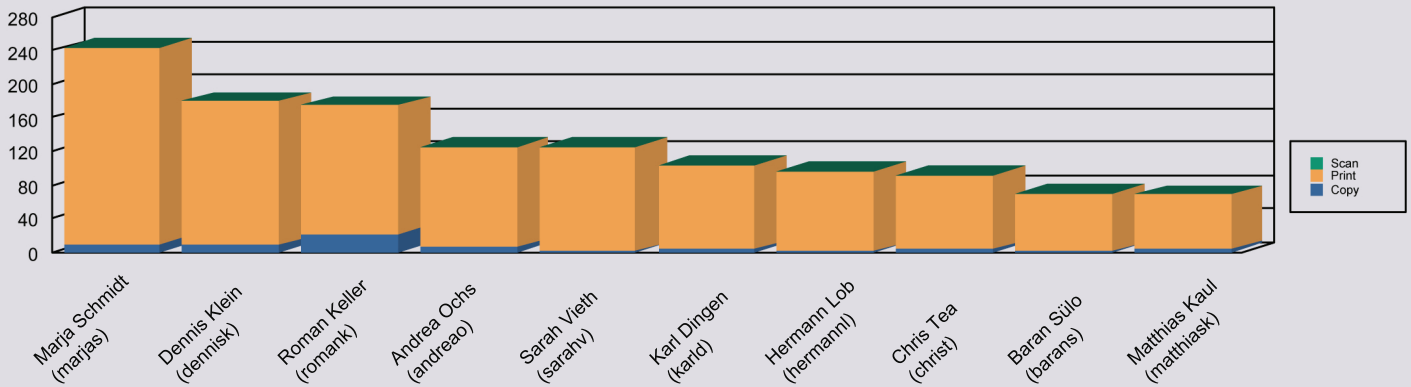
Prints/copies per user

01.01.2012 - 31.12.2012

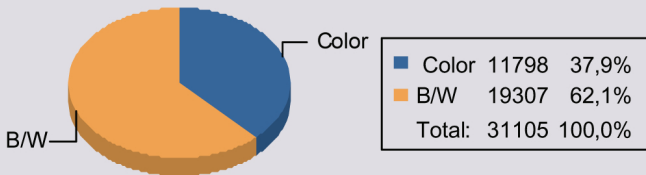
Further Conditions

User	Group	Cost Center	Printer
------	-------	-------------	---------

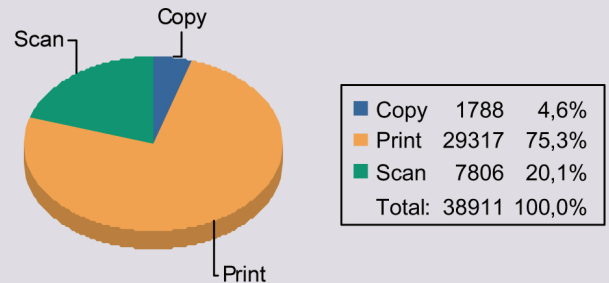
Top 10 copy and printing cost (€)



Color and B/W pages



Services



User	B/W	Color	Copy	Print	Scan	Duplex	Total	Price
Marja Schmidt (marjas)	1.036	2.132	135	3.033	117	2.422	3.285	243,13 €
Dennis Klein (dennisk)	5.123	790	398	5.515	664	2.010	6.577	179,31 €
Roman Keller (romank)	589	1.569	219	1.939	23	1.844	2.181	175,15 €
Andrea Ochs (andreao)	3.631	597	249	3.979	428	2.698	4.656	124,80 €
Sarah Vieth (sarahv)	270	1.135	27	1.378	15	1.100	1.420	124,75 €
Karl Dingen (karld)	1.539	677	160	2.056	5.433	342	7.649	103,54 €
Hermann Lob (hermannl)	607	780	14	1.373	355	242	1.742	96,73 €
Chris Tea (christ)	394	797	36	1.155	359	704	1.550	92,03 €
Baran Sülo (barans)	1.082	501	16	1.567	10	1.480	1.593	69,35 €
Matthias Kaul (matthiask)	591	565	33	1.123	7	1.036	1.163	68,79 €

Print/Copy Cost per Department



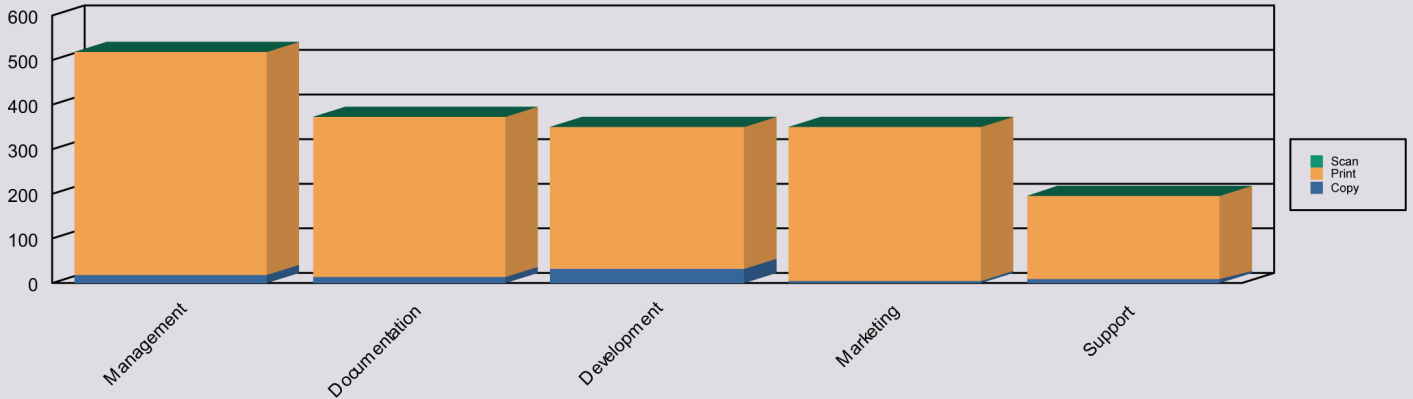
Prints/copies per group

01.01.2012 - 31.12.2012

Further Conditions

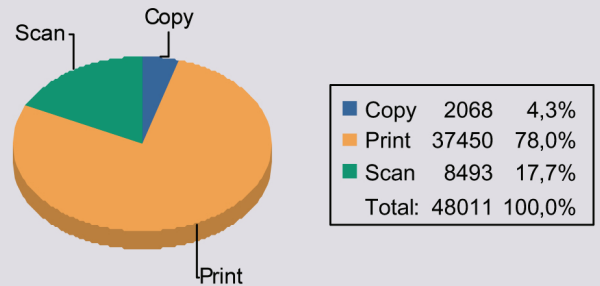
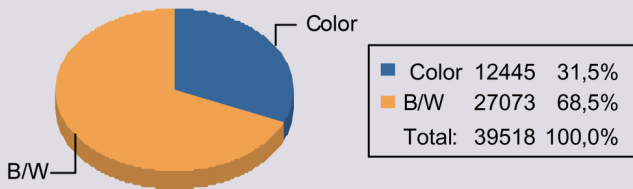
User	Group	Cost Center	Printer
------	-------	-------------	---------

Top 10 copy and printing cost (€)



Color and B/W pages

Services



Group	B/W	Color	Copy	Print	Scan	Duplex	Total	Price
Management	11.325	2.907	849	13.383	6.919	5.448	21.151	519,03 €
Documentation	2.687	3.118	184	5.621	120	4.878	5.925	372,33 €
Development	4.029	2.678	656	6.051	340	4.904	7.047	350,64 €
Marketing	1.266	3.095	99	4.262	427	3.178	4.788	349,88 €
Support	7.766	647	280	8.133	687	6.536	9.100	193,81 €

Total

B/W	Color	Copy	Print	Scan	Duplex	Total	Price
27.073	12.445	2.068	37.450	8.493	24.944	48.011	1.785,69 €

Print/Copy Cost per Device



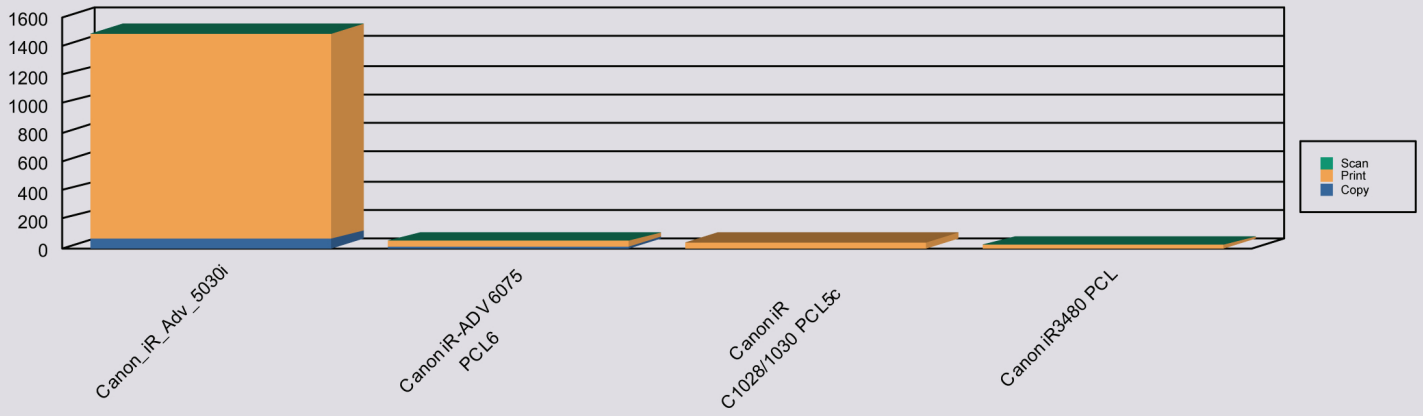
Prints/copies per device

01.01.2012 - 31.12.2012

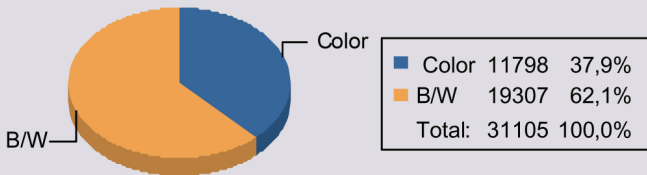
Further Conditions

User	Group	Cost Center	Printer
------	-------	-------------	---------

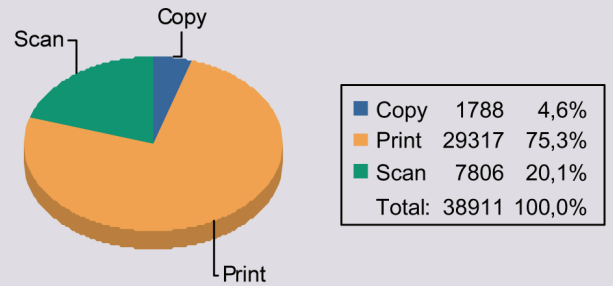
Top 10 copy and printing cost (€)



Color and B/W pages



Services

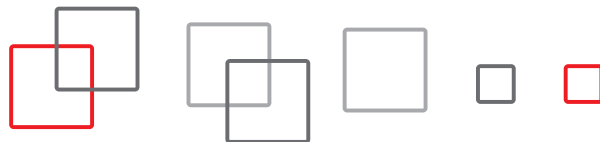


Printer	B/W	Color	Copy	Print	Scan	Duplex	Total	Price
Canon_iR_Adv_5030i	16.011	11.358	1.400	25.969	7.482	16.300	34.851	1.488,10 €
Canon iR-ADV 6075 PCL6	2.754	0	388	2.366	316	1.862	3.070	45,77 €
Canon iR C1028/1030 PCL5c	483	249	0	732	0	8	732	37,01 €
Canon iR3480 PCL	59	191	0	250	8	238	258	21,00 €

Total

B/W	Color	Copy	Print	Scan	Duplex	Total	Price
19.307	11.798	1.788	29.317	7.806	18.408	38.911	1.591,88 €

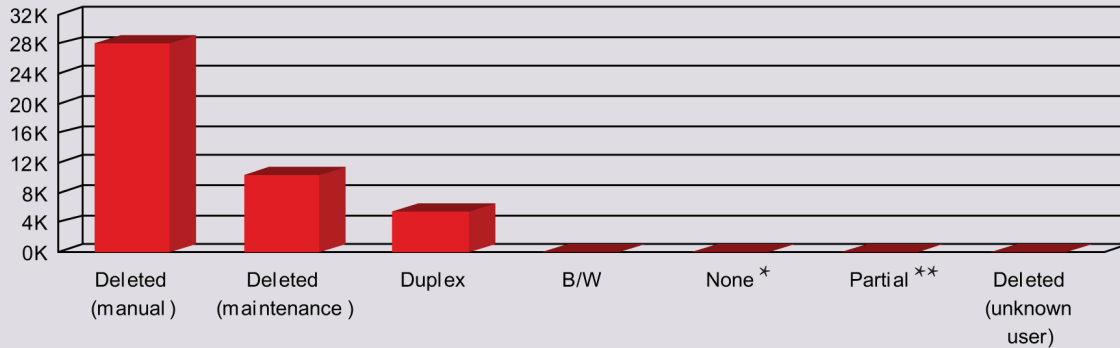
Cost Savings Report



Cost savings

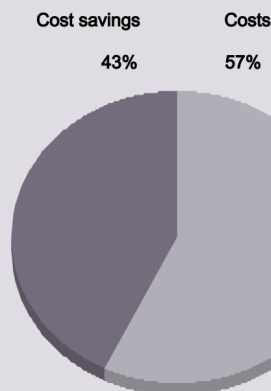
01.01.2012 - 31.12.2012

Cost savings (€) / Type



Type	Jobs	B/W pages	Color pages	Duplex pages	Costs	Cost savings
B/W	455	3.214	0	2.270	52,93 €	151,29 €
Deleted (maintenance)	1.467	66.723	90.451	154.478	0,00 €	10.511,68 €
Deleted (manual)	3.426	1.244.484	33.575	59.722	0,00 €	28.134,92 €
Deleted (unknown user)	97	70	73	0	0,00 €	9,43 €
Duplex	4.526	472.075	213.672	684.190	29.524,47 €	5.572,56 €
None*	9.148	149.010	253.144	0	30.147,54 €	115,85 €
Partial**	44	39	55	38	6,64 €	24,67 €

Total



Jobs	B/W pages	Color pages	Duplex pages	Costs	Cost savings
19.163	1.935.615	590.970	900.698	59.731,58 €	44.520,40 €

*None refers to any other reason why print jobs have been deleted

**Partial refers to print jobs that have only been partially printed

Time/Day Analysis



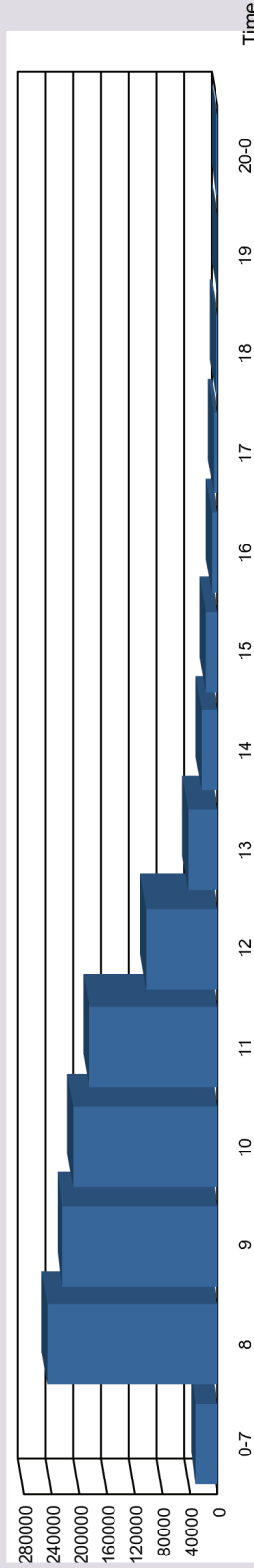


Time of day/usage analysis

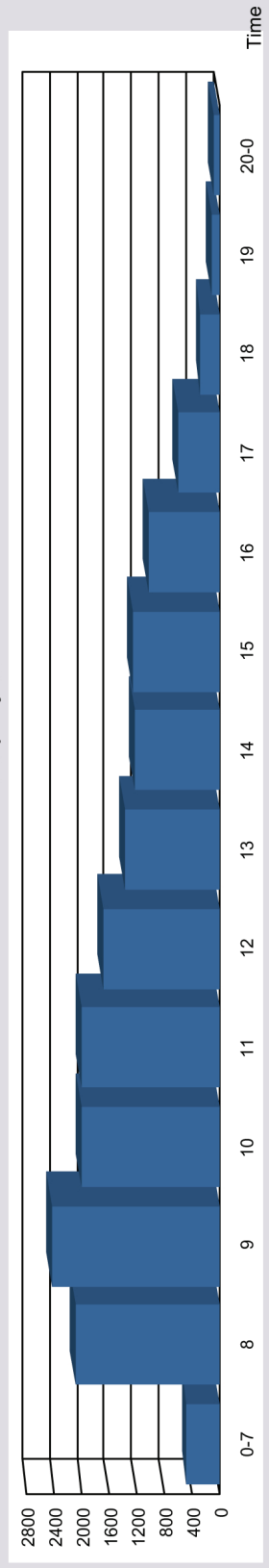
01.01.2012 - 31.12.2012

	0-7		8		9		10		11		12		13		14		15		16		17		18	
Jobs	477	2.089	2.431	2.004	2.020	1.687	1.380	1.229	1.258	1.045	1,045	1,258	1,258	1,258	1,258	1,045	1,045	1,258	1,045	596	596	278	278	
Pages	29.744	245.741	224.439	208.848	184.630	101.945	43.342	22.821	16.235	7.250	7.250	16.235	16.235	16.235	16.235	7.250	7.250	16.235	7.250	6.439	6.439	1.475	1.475	
Price	2.562,95 €	18.914,50 €	11.561,23 €	11.228,31 €	8.337,67 €	3.456,02 €	1.549,52 €	880,01 €	652,28 €	291,23 €	291,23 €	652,28 €	652,28 €	652,28 €	652,28 €	291,23 €	291,23 €	652,28 €	291,23 €	278,23 €	278,23 €	56,79 €	56,79 €	

Number of pages



Number of print jobs



Jobs	Pages	Price
16.727	1.094.754	59.834,19 €